

BS7273-4 Door Release System

Data Sheet



Additional failsafe mechanism to meet the code of practice requirements of BS7273-4 section 5.

BS7273 part 4 2007 is the code of practice governing door holders and door release mechanisms. The Notifier door release system offers a compliant solution to meet the requirements of section 5 of BS7273-4 Category A installations.

The DRM-1 module has been designed for use in conjunction with the existing output module and wider fire system to meet the requirements of section 5 of BS7273-4 Category A installations.

The product is designed to fit the extensive Notifier range of mounting options and enclosures providing you with flexibility and speed of installation. Supplied with the required cable loom to integrate this addition measure into the system the module can be mounted on a din rail with the M200E-DIN or as recommended in our custom made SMB6-VO enclosure capable of holding 6 modules.

The Notifier door release system is compatible with 12-24VDC door hold systems and includes a volt free contact. The system can also be used to drive a third party relay to switch mains giving the added benefit of separating the fire system from direct mains connection which could cause significant damage to the loop and loop devices.

The installation code of practice allows for a delay of the activation of up to 120 seconds which can add to the commissioning time on site, the system provides two time settings, one within 3 seconds and the other at 100 seconds to reduce the overall commissioning process.

Key Features

- Additional failsafe mechanism to meet the code of practice requirements of BS7273-4 section 5.
- Visual indication of loop power status, loop communication and activation status
- Standalone module available for retrofit (DRM-1)
- Door release system package (NFX-DRS-1) available for new installations
- Dual time delay settings in line with BS-7273-4
- Additional volt free relay
- Din rail mountable
- Compatible with Notifier module enclosure range
- Consistent design with other Notifier modules

This document is not intended to be used for installation purposes. Every care has been taken in the preparation of this document but no liability can be accepted for the use of the information therein. Design features may be changed or amended without prior notice.

For more information, contact:
 NOTIFIER, Caburn House, Brooks Road, Lewes, East Sussex, BN7 2BY, United Kingdom
 Phone: +44 (0) 1273 897 000

ISO9001
 Design, Manufacture and
 Supply to Quality Manage-
 ment Systems Certified to
 ISO9001:1994

BS7273-4 Door Release System (NFX-DRS-1)

BS7273 part 4 2007 is the code of practice governing door holders and door release mechanisms. The NFX-DRS-1 system offers a compliant solution to meet the requirements of section 5 of BS7273-4 Category A installations by ensuring the fail safe operation of actuation of release mechanisms in conjunction with the existing output module and wider fire system. The module is compatible with 12-24VDC door hold systems.



Specifications

BS7273-4 Door Release System (NFX-DRS-1)

Mechanical Specification

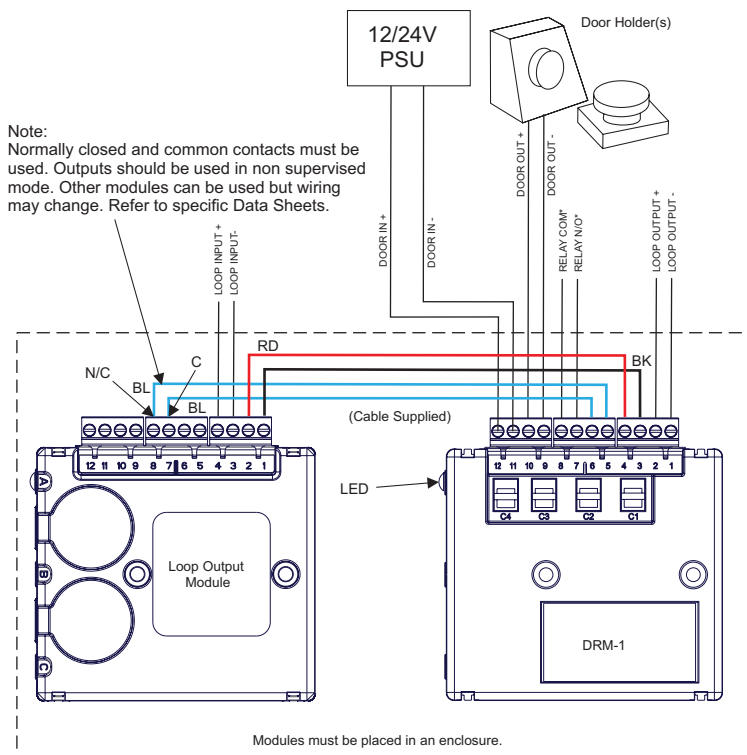
- Dimensions: H: 170mm
W: 245mm
D: 100mm
- Weight (Module only): 700g
- Maximum Wire Gauge: 2.5mm²

The Notifier Door Release System (NFX-DRS-1) comprises DRM-1 door release module, M701 single output model and SMB6-V0 surface mount box prewired for simple installation.

Electrical Specification DRM-1 Module

- Power Supply: The module draws power from the door input supply
- Max. current draw from door supply:
 - 35mA @12V (Auxiliary relay enabled)
 - 25mA @12V (Auxiliary relay disabled)
 - 25mA @24V (Auxiliary relay enabled)
 - 20mA @24V (Auxiliary relay disabled)
- Max. door output continuous current: Current limited at 1 Amp
- Auxiliary relay: Maximum rated continuous current 1 Amp
Maximum voltage 30V AC or DC
- Loop Specification: Loop input voltage range 15 to 30VDC
Maximum loop current 11µA@24V / 25°C

Wiring Diagram



Electrical Specification M701 single output module

- Current Consumption (Without communication) 310 µA @ 24 VDC
- Current Consumption (Communication every 5 sec. with LED blink enabled) 510 µA @ 24 VDC
- Maximum Alarm Current: 5 mA @ 24 VDC (per LED with LED enabled)
- Operating Voltage: 15 to 30 VDC peak

Environmental Specifications

- Operating Temperature: -5°C to +45°C
- Humidity: 5% to 95% Relative Humidity

BS7273-4 Door Release Module (DRM-1)

BS7273 part 4 2007 is the code of practice governing door holders and door release mechanisms. The DRM-1 stand-alone module is available for retrofit to existing systems and offers a compliant solution to meet the requirements of section 5 of BS7273-4 Category A installations by ensuring the fail safe operation of actuation of release mechanisms in conjunction with the existing output module and wider fire system. The module is compatible with 12-24VDC door hold systems.



Specifications

BS7273-4 Door Release Module DRM-1

Mechanical Specification

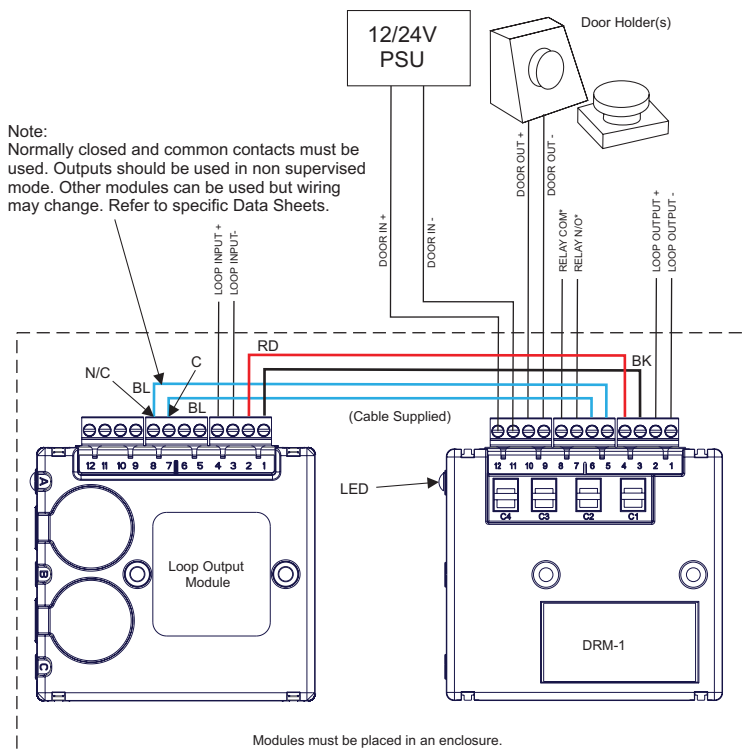
- Dimensions: H: 93mm
W: 94mm
D: 23mm
- Weight (Module only): 93g
- Maximum Wire Gauge: 2.5mm²

Electrical Specification
















- Power Supply: The module draws power from the door input supply
- Max. current draw from door supply:
 - 35mA @12V (Auxiliary relay enabled)
 - 25mA @12V (Auxiliary relay disabled)
 - 25mA @24V (Auxiliary relay enabled)
 - 20mA @24V (Auxiliary relay disabled)
- Max. door output continuous current: Current limited at 1Amp
- Auxiliary relay: Maximum rated continuous current 1 Amp
Maximum voltage 30V AC or DC
- Loop Specification: Loop input voltage range 15 to 30VDC
Maximum loop current 11µA@24V / 25°C

Environmental Specifications

- Operating Temperature: -5°C to +45°C
- Humidity: 5% to 95% Relative Humidity



Product Range at a Glance

		Part Number
	BS7273 Door Release Module	DRM-1
	Notifier door release system. Comprising DRM-1 door release module and M701 single output model prewired and mounted in SMB6-V0 surface mount box.	NFX-DRS-1
	Surface mount box for up to 6 M7xx modules.	SMB6-V0
	DIN rail mounting clip for M7xx series modules.	M200E-DIN
	Panel mount clip for M7xx series modules	M200E-PMB
	Analogue addressable SINGLE OUTPUT control module	M701
	Magnet Door Holder 24V DC 22mA	04390-31
	Magnet Door Holder floor mounted 24V DC 45mA	04390-41
	Magnet Door Holder 240V AC 17.5mA	04390-55
	Door Holder Floor Plate; fixing door holder at right angle to floor	04390-92
	Door Plate Assembly (Spare), Door Keeper Plate in two pieces	04390-99
	Door Hold Transformer-Rectifier 24V 2A	HLS-PSU-TR20
	Door Hold Transformer-Rectifier 24V 4A	HLS-PSU-TR40
	24VDC 2.5amp EN54-4 Power Supply (space for up to 2 x 17Ah batteries)	HLSPS25
	24VDC 5amp EN54-4 Power Supply (space for up to 2 x 17Ah batteries)	HLSPS50